

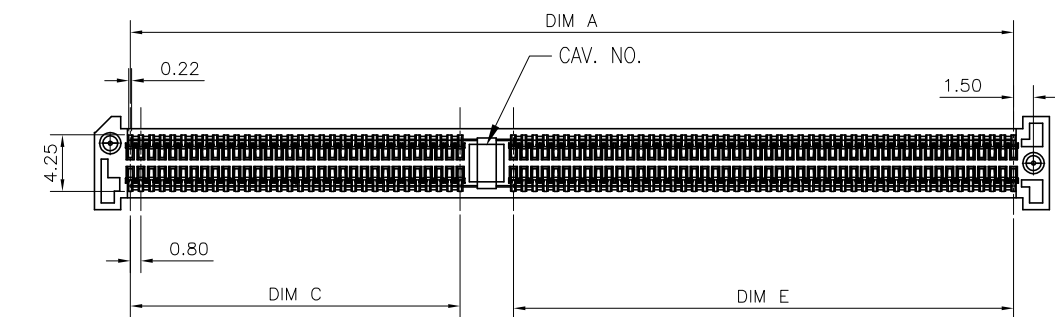
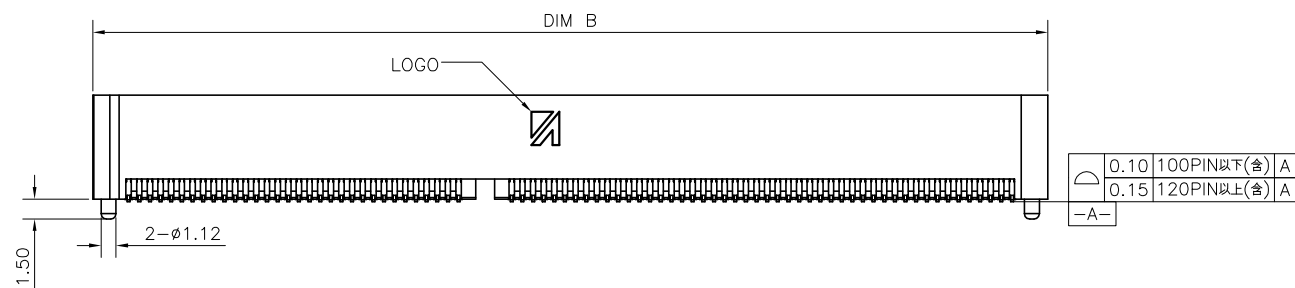
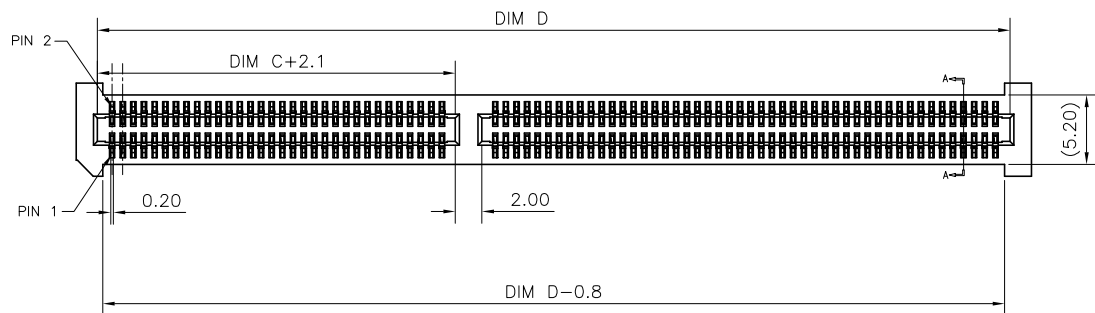
NOTES:

1. MATERIAL:
  - 1.1 HOUSING: THERMOPLASTIC, HIGH TEMP LCP, UL94V-0; COLOR:BLACK.
  - 1.2 CONTACT: PHOSPHOR BRONZE
2. FINISH:
  - 2.1 CONTACT:
    - 50u" MIN. NICKEL UNDERPLATING OVERALL.
    - D:30u" MIN GOLD PLATING ON CONTACT AREA.
    - C:15u" MIN GOLD PLATING ON CONTACT AREA.
3. REFLOW SOLDER CAPABLE TO 260°C PER ACES SPEC.
4. SPEC. PLS. REFER TO PS-50722-XXXX-XX
5. THE PACKING DRAWING PLS. REFER TO 50722-XXXX-XX-TRP
6. IF CKT AT 20-70PIN DID NOT DEFEND THE POLARIZATION KEY; THAN CKT >= 80PIN HAVE ALREADY DEFEND THE POLARIZATION
7. PART NUMBER

52702-XXX X X-XXX  
 NO OF CKT      001: WITH BOSS  
                          PLATING  
 PACKING      D: 30u" MIN GOLD ON CONTACT  
 0: TAPE REEL      C: 15u" MIN GOLD ON CONTACT  
 2: TRAY  
 4: Tape & Reel with Mylar

CKT	Dim A	Dim B	Dim D
60	23.20	28.60	25.40

<b>QUALITY SYMBOLS</b> MAJOR Ⓜ CRITICAL Ⓢ <b>GENERAL TOLERANCES (UNLESS SPECIFIED)</b> X. ±0.5 .X ±0.25 .XX ±0.15 .XXX ±0.1 ANGLES ±2°	DRAWN BY YiJiaHao 23/08/12	DATE 23/08/12		
	CHECKED BY Xu,ZhiYong 23/08/12	DATE 23/08/12		TITLE <b>0.8 PITCH EDGE CARD          CONN. SMT D/R S/T TYPE</b>
	UNITS mm		SIZE <b>A4</b>	RFQ NO. N/A
	SCALE <b>4:1</b>	SHEET NO. <b>1 OF 4</b>	REV <b>E</b>	DWG NO. <b>52702-XXXX-XXX</b>

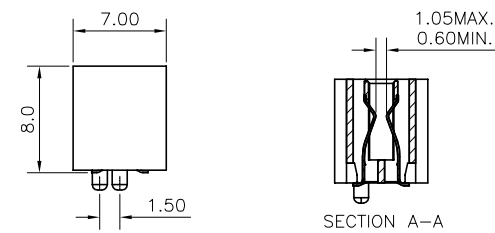


NOTES:

- MATERIAL:
  - HOUSING: THERMOPLASTIC, HIGH TEMP LCP, UL94V-0; COLOR:BLACK.
  - CONTACT: PHOSPHOR BRONZE
- FINISH:
  - CONTACT:
    - 50u" MIN. NICKEL UNDERPLATING OVERALL.
    - D:30u" MIN GOLD PLATING ON CONTACT AREA.
    - C:15u" MIN GOLD PLATING ON CONTACT AREA.
- REFLOW SOLDER CAPABLE TO 260°C PER ACES SPEC.
- SPEC. PLS. REFER TO PS-50722-XXXXX-XXX
- THE PACKING DRAWING PLS. REFER TO 50722-XXXXX-XX-TRP
- IF CKT AT 20-70PIN DID NOT DEFEND THE POLARIZATION KEY; THAN CKT >= 80PIN HAVE ALREADY DEFEND THE POLARIZATION
- PART NUMBER

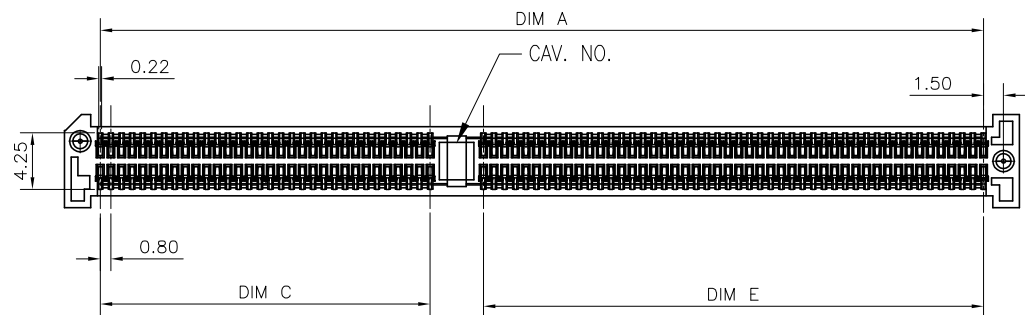
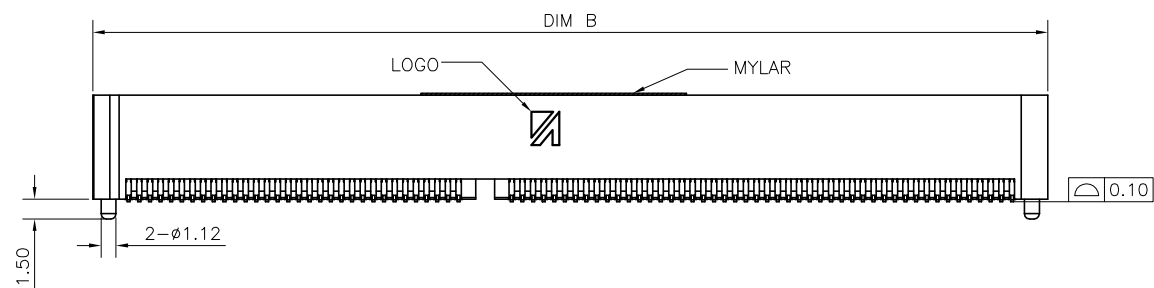
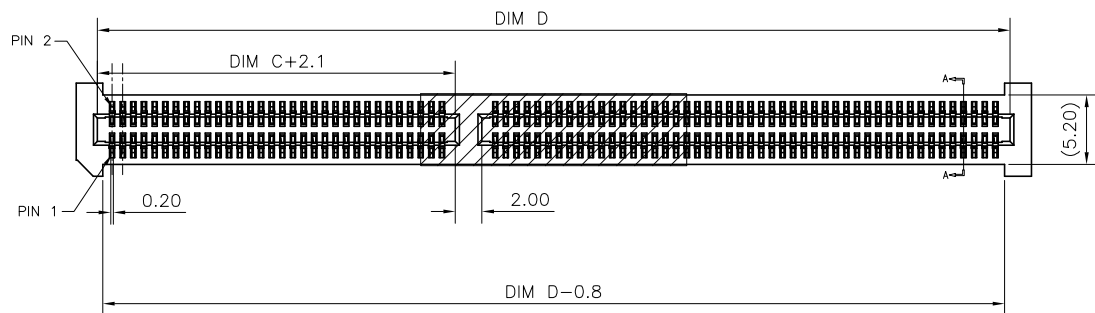
52702-XXX X X-XXX  
 NO OF CKT | | | 001: WITH BOSS

PACKING | | | PLATING  
 0: TAPE REEL | | | D: 30u" MIN GOLD ON CONTACT  
 2: TRAY | | | C: 15u" MIN GOLD ON CONTACT



CKT	Dim A	Dim B	Dim C	Dim D	Dim E	PACKING
100	42.40	47.80	20.80	44.60	17.60	50722-100CR-00
160	66.40	71.80	24.80	68.60	37.60	50722-160TRAY
200	82.40	87.80	24.80	84.60	53.60	50722-200TRAY

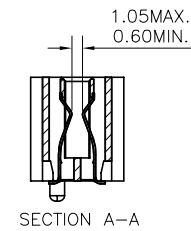
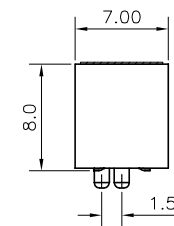
<b>QUALITY SYMBOLS</b> MAJOR Ⓜ CRITICAL Ⓢ <b>GENERAL TOLERANCES (UNLESS SPECIFIED)</b> X ±0.5 .X ±0.25 .XX ±0.15 .XXX ±0.1 ANGLES ±2°	DRAWN BY Yi,JiaHao	DATE 23/08/12	
	CHECKED BY Xu,ZhiYong	DATE 23/08/12	
	APPROVED BY Xu,ZhiYong	DATE 23/08/12	
	UNITS mm		
SCALE 2:1	SHEET NO. 2 OF 4	REV E	DWG NO. 52702-XXXXX-XXX



NOTES:

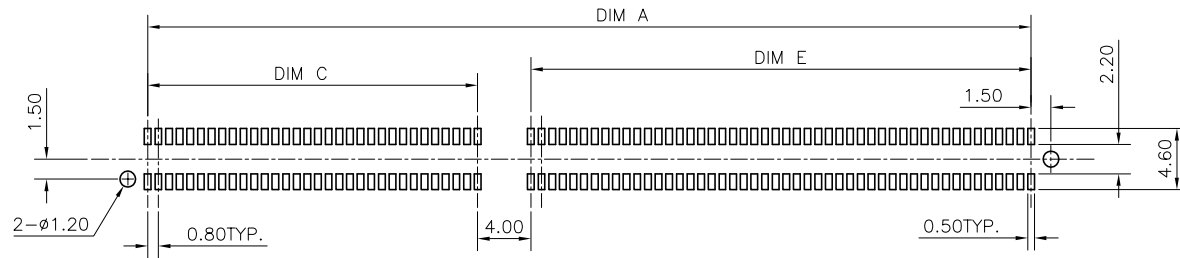
1. MATERIAL:
  - 1.1 HOUSING: THERMOPLASTIC, HIGH TEMP LCP, UL94V-0; COLOR:BLACK.
  - 1.2 CONTACT: PHOSPHOR BRONZE
2. FINISH:
  - 2.1 CONTACT:
    - 50u" MIN. NICKEL UNDERPLATING OVERALL.
    - D:30u" MIN GOLD PLATING ON CONTACT AREA.
    - 50u" MIN MATTE TIN ON SOLDER AREA
    - C:15u" MIN GOLD PLATING ON CONTACT AREA.
    - 50u" MIN MATTE TIN ON SOLDER AREA
3. REFLOW SOLDER CAPABLE TO 260°C PER ACES SPEC.
4. SPEC. PLS. REFER TO PS-50722-XXXXX-XXX
5. THE. PACKING DRAWING PLS. REFER TO 50722-XXXXX-XX-TRP
6. IF CKT AT 20-70PIN DID NOT DEFEND THE POLARIZATION KEY; THAN CKT >= 80PIN HAVE ALREADY DEFEND THE POLARIZATION
7. PART NUMBER

52702-XXX X X-XXX		XXX	HSG COLOR	PACKING
NO OF CKT		002	BLACK	50722-XXXXCR-00
PACKING		PLATING		
0: TAPE REEL		D: 30u" MIN GOLD ON CONTACT		
4: Tape & Reel with Mylar		C: 15u" MIN GOLD ON CONTACT		

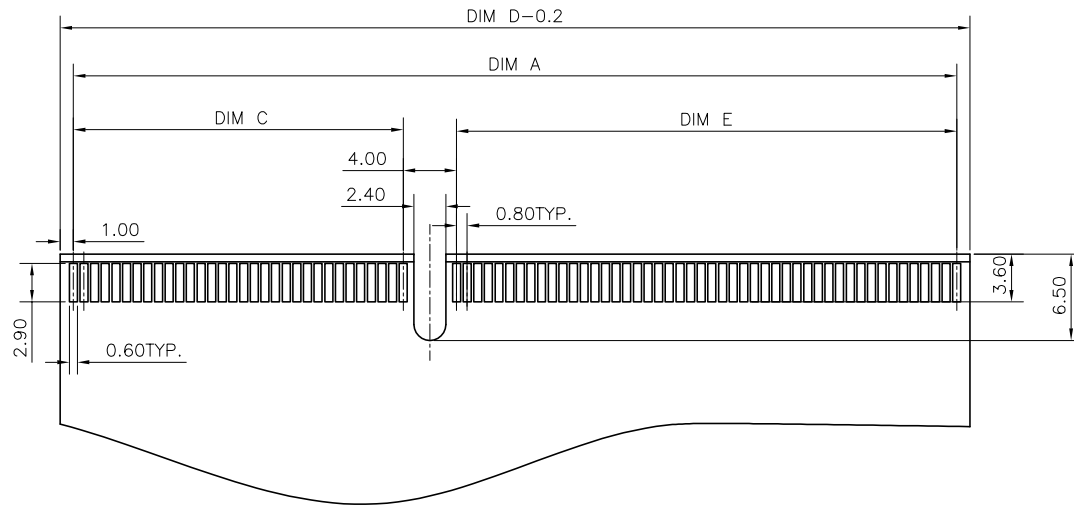
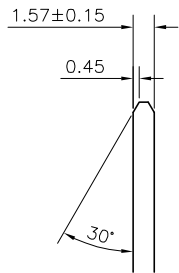


CKT	Dim A	Dim B	Dim C	Dim D	Dim E
160	66.40	71.80	24.80	68.60	37.60

<b>QUALITY SYMBOLS</b> MAJOR Ⓜ CRITICAL Ⓢ <b>GENERAL TOLERANCES (UNLESS SPECIFIED)</b> X. ±0.5 X ±0.25 .XX ±0.15 .XXX ±0.1 ANGLES ±2°	DRAWN BY Yi,JiaHao	DATE 23/08/12		
	CHECKED BY Xu,ZhiYong	DATE 23/08/12		
	APPROVED BY Xu,ZhiYong	DATE 23/08/12	<b>TITLE</b> 0.8 PITCH EDGE CARD CONN. SMT D/R S/T TYPE	
	UNITS mm		SIZE A4	RFQ NO. N/A
SCALE 2:1	SHEET NO. 3 OF 4	REV E	DWG NO. 52702-XXXXX-XXX	



RECOMMENDED PCB LAYOUT  
GENERAL TOLERANCE ±0.05



RECOMMENDED EDGE CARD GOLDEN FINGER LAYOUT  
GENERAL TOLERANCE ±0.05

CKT	Dim A	Dim C	Dim D	Dim E
60	23.20	/	25.40	/
100	42.40	20.80	44.60	17.60
160	66.40	24.80	68.60	37.60
200	82.40	24.80	84.60	53.60

<b>QUALITY SYMBOLS</b> MAJOR Ⓜ CRITICAL Ⓢ <b>GENERAL TOLERANCES (UNLESS SPECIFIED)</b> X ±0.5 .X ±0.25 .XX ±0.15 .XXX ±0.1 ANGLES ±2°	DRAWN BY Yi,JiaHao	DATE 23/08/12	
	CHECKED BY Xu,ZhiYong	DATE 23/08/12	
	APPROVED BY Xu,ZhiYong	DATE 23/08/12	RFG NO. N/A
	UNITS mm		SIZE A4
	SCALE 2:1	SHEET NO. 4 OF 4	DWG NO. 52702-XXXXX-XXX